

Flick

User Guide

Welcome to Flick! This guide will help you get started with exploring the app.


What is Flick?

Flick is a vertical swiping video app designed for optimized, seamless video discovery. It provides a continuous stream of videos from the vast library of **archive.org**. Flick intermittently feeds the user the most likely video to be enjoyed by that specific user, using metadata weights based on the user's video likes, dislikes, and view times, all of which are uploaded to a backend cloud environment for analysis of the anonymized data.

What makes Flick unique is its powerful **sideways swipe feature**, which lets you instantly find and explore videos that have a high similarity to the one you're currently watching. Just Flick!


Navigation Gestures

Navigating Flick is simple and intuitive, based on a few core swiping actions.



Swipe Up (Next Video)

Swipe up to move to the next video in the main feed. This is your primary way to discover new content.




Swipe Down (Previous)

Swiped up too fast? Swipe down to go back to the last video in the main feed (limited to one step back).



Swipe Left (Find Similar)

If a video has a "sideways" candidate, swipe left to enter a "**sideways chain**"—a specialized feed of related content.



Swipe Right (Future Feature)

Coming soon: "Music Mode." Swipe right to enter a dedicated music feed,

and right again to find similar music content.

Leaving a Sideways Chain

When you're done exploring a sideways chain, you have two options:

Swipe Down

This destroys the sideways chain and takes you back to the exact video on the main feed where you first swiped left.

Swipe Up

This also destroys the chain but advances you to the next video in the main feed, right after the one that started the chain.

Playback Controls

Take full control of your viewing experience with these tap and hold interactions.



Tap to Pause/Resume

Simply tap anywhere on the video player to pause the playback. Tap again to resume. See below for what is shown and hidden during pause.



Long Press for 2x Speed

Hold your finger down anywhere on the screen to instantly switch to 2x playback speed. Release to return to 1x speed.



Seek Playback

Tap or drag the play bar at the bottom of the screen to seek to a specific point in the video.

Pause Screen

When you pause a video, Flick switches to a clean, focused view so you can check your position in the video without distractions. Here is exactly what changes on screen:

Current Time & Total Duration

SHOWN

The elapsed playback time and the video's total duration are displayed above the scrub bar, so you can immediately see where you are in the video.

Scrub Bar

SHOWN

The scrub bar remains visible and fully interactive while paused. You can tap or drag it to jump to any point in the video before resuming.

Like / Dislike Buttons & Labels

HIDDEN

The 🔥 Like and 🐞 Dislike buttons, along with any associated text or UI labels, are hidden from the screen while a video is paused. They reappear automatically as soon as you tap to resume playback.

💡 **Tip:** While paused you can still drag the scrub bar to any position. The video will resume from that new position the moment you tap to unpause.

Instant Playback & Background Preloading

Flick preloads the next video in the background while you're watching the current one. This means that the moment you swipe up to the next video, playback begins immediately — no buffering, no waiting. The same preloading applies within a sideways chain, so related content is always ready the instant you swipe to it.

Interactions & ML Input

Help Flick get to know your taste by interacting with the video feed. Your engagement is used to continuously refine your personal feed.

🔥 Like Video

Tap the **Fire icon** if you enjoy a video. This tells the ML algorithm to prioritize similar metadata in your future feed.

🐞 Dislike Video

Tap the **Poop icon** to dislike a video. This helps Flick learn what to avoid showing you in the future.

View Time

In addition to explicit likes and dislikes, Flick tracks how long you watch each video. Longer view times signal genuine interest and influence your feed just like a like does — so even if you forget to tap the fire, Flick is paying attention.

Privacy & Your Data

All interaction data — likes, dislikes, and view times — is uploaded to a secure backend cloud environment. Data is **fully anonymized** before analysis, meaning it is never tied to any personally identifiable information. It is used solely to improve the accuracy of your personal feed recommendations.